

Contemporary, space-saving

**Geberit Kappa concealed cistern (UP120)
for floor-standing toilets**



**Know-how
from
Switzerland**

Geberit Kappa concealed cistern 150mm (UP120), H 820mm

Top/front flush cistern for pre-wall and in-vanity installation.



The Geberit Kappa concealed cistern 150mm H 820mm system has a compact design and allows a low installation height.



1. Easy and quick to install.

Geberit's experience ensures products are reliable and the best in the category. They are quick and easy to install. All necessary materials and parts are included. Just follow the diagrammatic installation manual.



2. Know-how from Switzerland.

High quality material ensures Geberit is virtually maintenance free. Geberit is the original manufacturer of inwall cisterns since 1964.



3. Most extensive product range on the market.

With our comprehensive product range, nearly every bathroom can benefit from a Geberit inwall cistern and a beautifully crafted flush plate.



4. Excellent customer support to both trade and retail.

Geberit's team of sales and support professionals are eager to assist with all your installation and maintenance questions.



5. Strong, stable and easy to service

The moving parts inside the tank are easy to service through the flush/access plate.



6. Water saving dual flush system.

Pre-adjusted 4.5/3L or 6/3L to match any toilet pan of the same flush volume.



7. Cisterns can be easily serviced through the flush/access plate.

The beautifully designed flush plates, of varying finishes, provide easy access to the moving parts.



8. Flexibility.

Geberit Kappa concealed cistern can be paired with any WELS approved floor-standing toilet pan on the market. Just match the WELS star rating of the cistern and pan.



9. A one piece blow moulded tank for a secure water tight seal.

Geberit is Swiss, so of course you can feel confident in our seamless state of the art manufacturing process. Each tank is pressure tested for absolute water tightness before assembly, we guarantee it.

10 year tank


25 year parts supply

limited warranty


10. Peace of mind.

Geberit offers a 10 year limited warranty on cistern tank and 25 year spare parts supply guarantee (exclusions apply).*



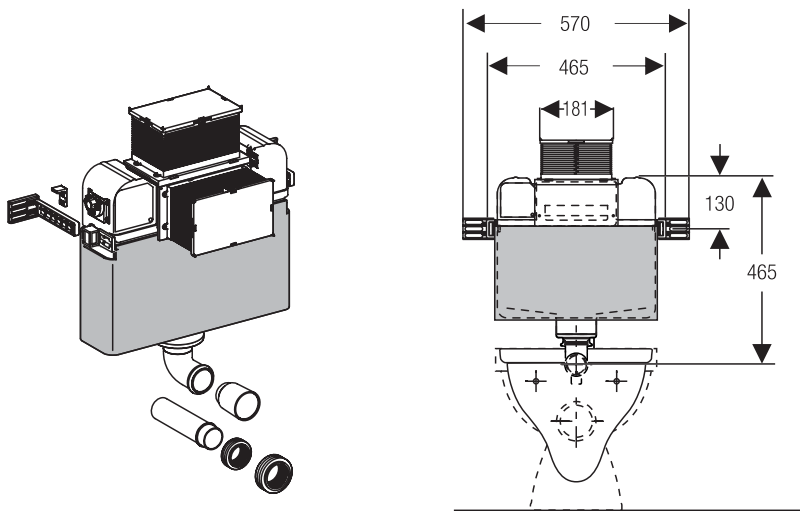
Art. No.: 110.208.00.1 – 4.5/3L
WELS 
Watermark approval – C of C 20012



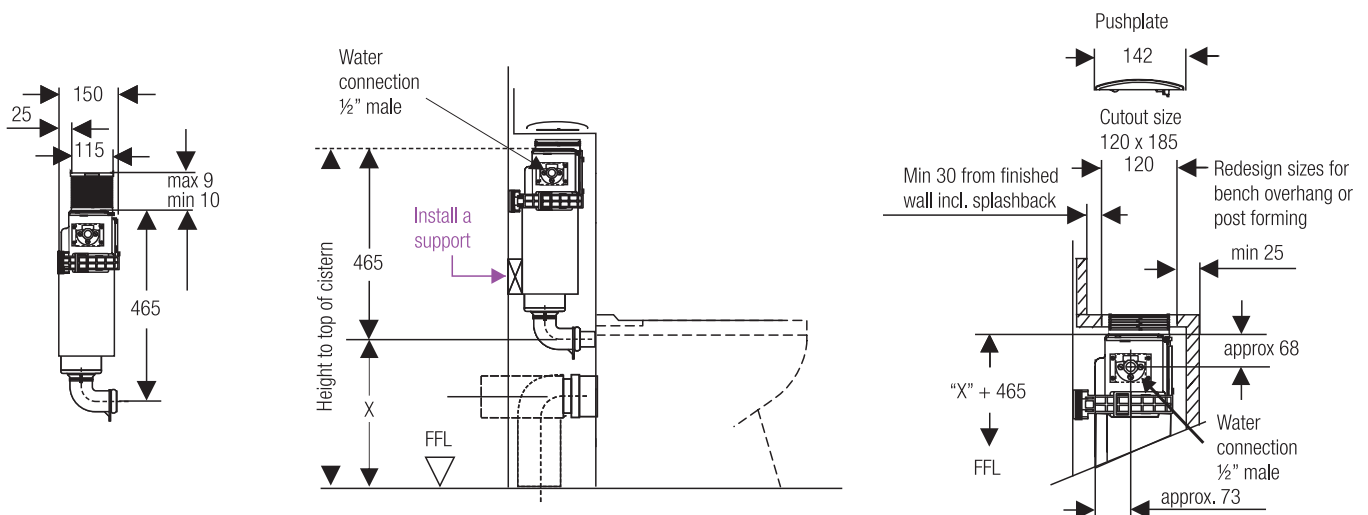
Art. No.: 110.206.00.1 – 6/3L
WELS 
Watermark approval – C of C 20012

* For detailed information on our manufacturer's warranty refer to our website, www.geberit.com.au or contact Geberit on +61 2 9889 7866

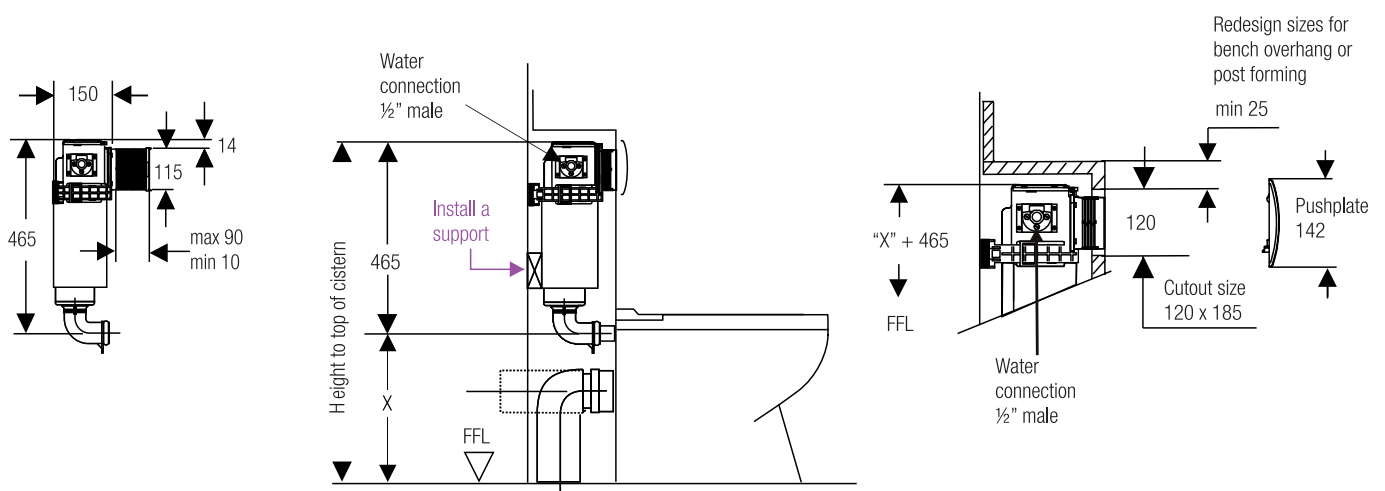
Specification & installation



Top flush mounted in-vanity/pre-wall



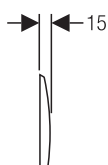
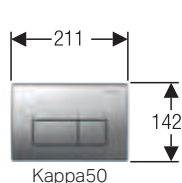
Front flush mounted in-vanity/pre-wall



Note: All dimensions in mm (10mm = 1cm); FFL = Finished floor level; X = dimensions to toilet supplier specification. Technical details, layouts are schematic only; all details for construction by others; dimensions & technical information can change without further notice. This publication GEAU026.08/12 supercedes all previous publications.

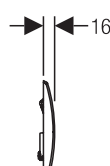
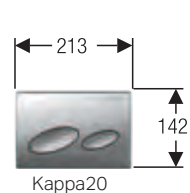
Flush/access plates

The dual-flush plate acts as the flush actuator and provides the access required for servicing the internal parts of the cistern.



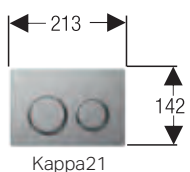
Kappa50

- 115.258.00.1 Kappa50 dual-flush stainless steel brushed, Metal
- 115.260.11.1 Kappa50 dual-flush White, Metal
- 115.260.21.1 Kappa50 dual-flush, Bright Chrome, Metal
- 115.260.46.1 Kappa50 dual-flush, Satin Chrome, Metal



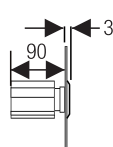
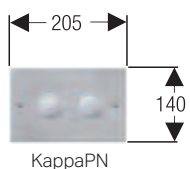
Kappa20

- 115.228.11.1 Kappa20 dual-flush, White
- 115.228.21.1 Kappa20 dual-flush, Bright Chrome
- 115.228.46.1 Kappa20 dual-flush, Satin Chrome
- 115.228.KB.1 Kappa20 dual-flush, Texture Chrome
- 115.228.DW.1 Kappa20 dual-flush, Black
- 115.228.GM.1 Kappa20 dual-flush, Satinox



Kappa21

- 115.240.KJ.1 Kappa21 dual-flush, white/bright chrome/white
- 115.240.KN.1 Kappa21 dual-flush, satin/bright/satin chrome
- 115.240.KH.1 Kappa21 dual-flush, bright/satin/bright chrome
- 115.240.KM.1 Kappa21 dual-flush, black/bright chrome/black
- 115.240.KL.1 Kappa21 dual-flush, white/satin chrome/satin chrome

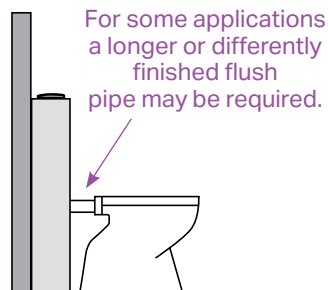


KappaPN

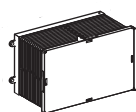
The minimalistic designed pneumatic push-access actuator protrudes only 3mm off the surface. Scope of Supply: Dual-flush button assembly, pneumatic hose, pneumatic lifter, mounting hardware.

- 117.022.00.1 KappaPN actuator, Stainless Brushed
- 117.022.21.1 KappaPN actuator, Bright Chrome
- 117.022.KA.1 KappaPN actuator, Brushed/Bright Chrome

Accessories



- 118.026.21.1 Connector pipe Ø45mm, chrome, incl. cover flange outside Ø85mm
- 152.170.16.1 HDPE Flush pipe Ø45mm, black, 1000mm
- 225.115.00.1 HDPE Flush pipe Ø45mm, black, 500mm



- 225.008.00.1 Sigma adaptor for Kappa cisterns
Note: Contact Geberit for specification and installation details

Contact details for Geberit

Geberit Pacific Head Office – Unit 8a, 6-8 Byfield Street North Ryde NSW 2113, Australia
T +61 2 9889 7866 E sales.au@geberit.com → geberit.com.au

The information contained is subject to change without notice. The information provided contains general descriptions of technical options available, which do not always apply to individual cases. The required features should therefore be individually clarified in accordance with individual situations at the time of proceeding. All dimensions in mm (10 mm = 1 cm). This publication GEAU026.08/12 supersedes all previous publications Copyright Geberit PTY LTD/August 2012.